

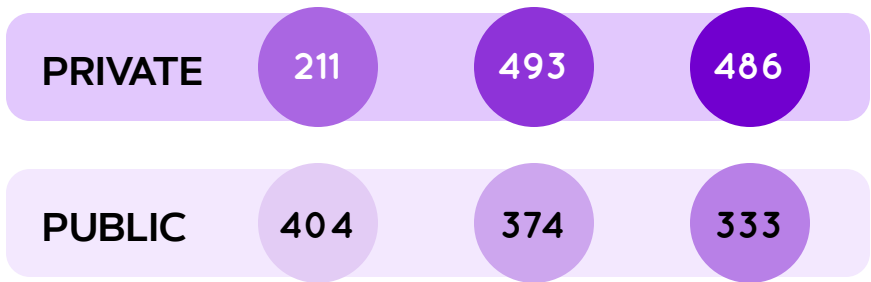
**\$282B** IN CONSTRUCTION  
ACTIVITY ACROSS **2,919**  
ARIZONA PROJECTS

**\$212.6B**  
PRIVATE

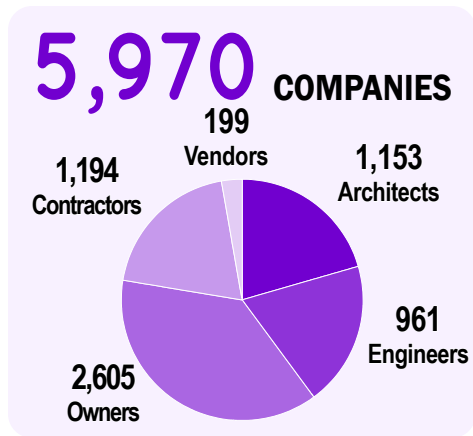
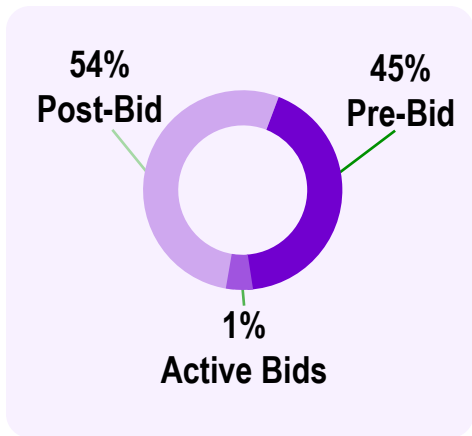
**\$69.4B**  
PUBLIC

**PROJECTS BY STAGE**

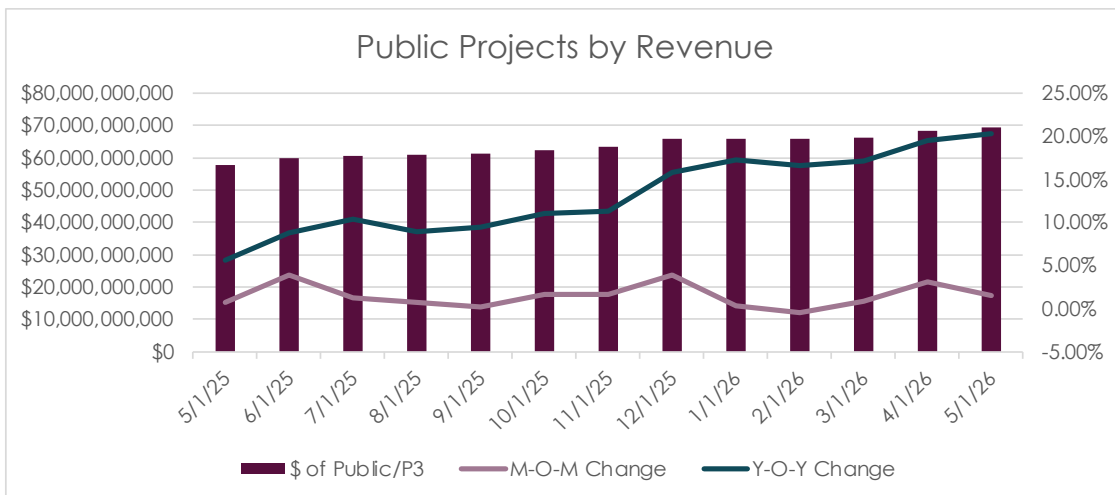
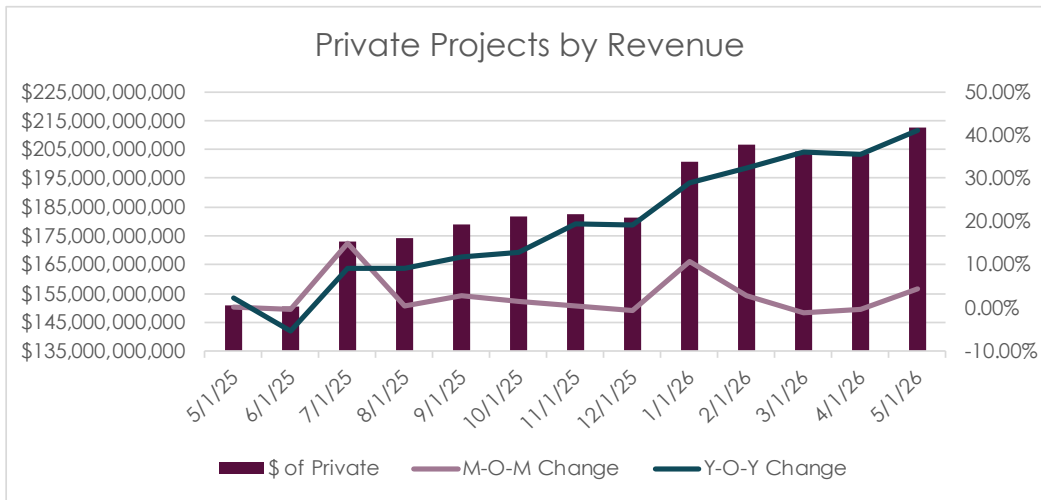
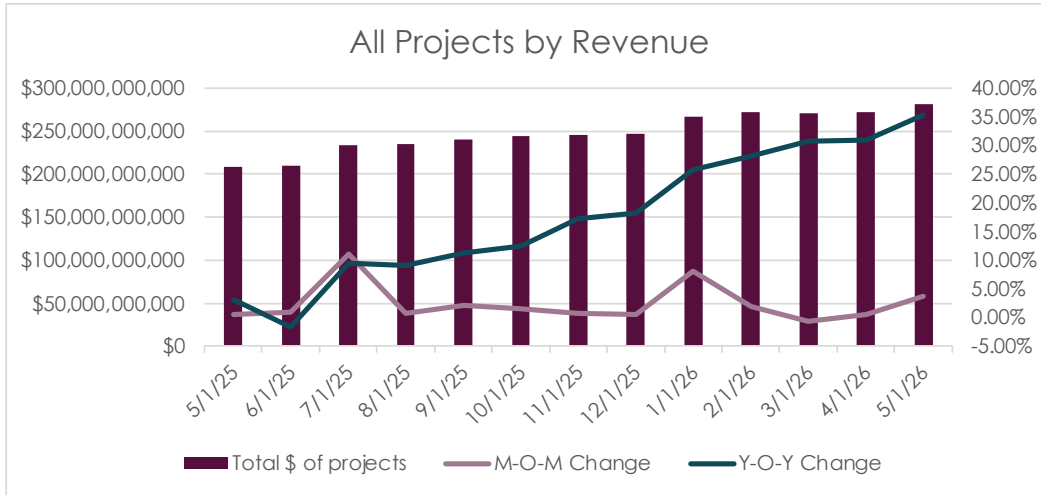
PLANNING      DESIGN      CONSTRUCTION



**40 ADDED & 464 UPDATED**  
PROJECTS IN THE LAST 30 DAYS



## HISTORICAL DATA



## ACTIVE PROJECTS BY REVENUE

	\$\$\$	% CHG BY MONTH	% CHG YOY		\$\$\$	% CHG BY MONTH	% CHG YOY		\$\$\$	% CHG BY MONTH	% CHG YOY
APR-26	\$281,986,693,403	3.71%	35.27%	PRIVATE \$\$\$	\$212,629,177,481	4.46%	40.98%	PUBLIC \$\$\$	\$69,357,515,922	1.48%	20.33%
MAR-26	\$271,889,222,435	0.53%	31.02%		\$203,544,361,081	-0.29%	35.41%		\$68,344,861,354	3.05%	19.50%
FEB-26	\$270,466,482,212	-0.67%	30.84%		\$204,144,040,895	-1.17%	36.00%		\$66,322,441,317	0.89%	17.15%
JAN-26	\$272,300,323,826	2.01%	28.20%		\$206,561,035,626	2.81%	32.41%		\$65,739,288,200	-0.42%	16.56%
DEC-25	\$266,928,423,474	8.02%	25.82%		\$200,910,921,118	10.79%	28.92%		\$66,017,502,356	0.37%	17.24%
NOV-25	\$247,111,885,967	0.54%	18.17%		\$181,340,853,571	-0.64%	19.07%		\$65,771,032,396	3.93%	15.77%
OCT-25	\$245,796,773,517	0.78%	17.18%		\$182,514,469,415	0.46%	19.42%		\$63,282,304,102	1.69%	11.35%
SEP-25	\$243,905,211,474	1.52%	12.43%		\$181,671,645,489	1.46%	12.93%		\$62,233,565,985	1.69%	10.99%
AUG-25	\$240,254,785,146	2.12%	11.23%		\$179,053,366,344	2.80%	11.87%		\$61,201,418,802	0.19%	9.41%
JUL-25	\$235,260,205,479	0.64%	9.17%		\$174,173,679,020	0.59%	9.27%		\$61,086,526,459	0.77%	8.87%
JUN-25	\$233,772,621,848	11.15%	9.46%		\$173,152,563,939	15.09%	9.12%		\$60,620,057,909	1.23%	10.45%
MAY-25	\$210,329,530,808	0.90%	-1.73%		\$150,444,232,134	-0.25%	-5.38%		\$59,885,298,674	3.90%	8.84%
APR-25	\$208,458,031,408	0.46%	3.18%	\$150,819,350,737	0.33%	2.29%	\$57,638,680,671	0.78%	5.59%		

## ACTIVE PROJECT COUNTS

	QTY	% CHG BY MONTH	% CHG YOY		QTY	% CHG BY MONTH	% CHG YOY		QTY	% CHG BY MONTH	% CHG YOY
APR-26	2919	-0.48%	-0.55%	PRIVATE	1552	-1.46%	-3.78%	PUBLIC	1367	0.66%	3.40%
MAR-26	2933	0.00%	0.41%		1575	0.45%	-2.54%		1358	-0.51%	4.06%
FEB-26	2933	-0.34%	0.86%		1568	-0.70%	-3.39%		1365	0.07%	6.23%
JAN-26	2943	-0.84%	0.31%		1579	-0.50%	-3.66%		1364	-1.23%	5.33%
DEC-25	2968	-1.36%	0.85%		1587	-1.24%	-3.47%		1381	-1.50%	6.31%
NOV-25	3009	-0.56%	1.21%		1607	-0.74%	-2.96%		1402	-0.36%	6.45%
OCT-25	3026	-0.20%	0.90%		1619	-0.12%	-2.59%		1407	-0.28%	5.24%
SEP-25	3032	0.76%	1.13%		1621	1.31%	-2.82%		1411	0.14%	6.09%
AUG-25	3009	-0.73%	0.70%		1600	-0.31%	-3.61%		1409	-1.19%	6.10%
JUL-25	3031	-0.66%	1.44%		1605	-0.50%	-3.49%		1426	-0.83%	7.62%
JUN-25	3051	2.38%	3.67%		1613	-0.25%	-3.18%		1438	5.50%	12.61%
MAY-25	2980	1.53%	1.64%		1617	0.25%	-3.00%		1363	3.10%	7.75%
APR-25	2935	0.48%	-0.07%	1613	-0.19%	-4.39%	1322	1.30%	5.76%		

## PROJECTS BY STAGE

	QTY	% CHG BY MONTH	% CHG YOY		QTY	% CHG BY MONTH	% CHG YOY		QTY	% CHG BY MONTH	% CHG YOY
APR-26	211	0.48%	14.05%	PRIVATE PROJECTS IN DESIGN	493	-4.27%	-12.43%	PRIVATE PROJECTS UNDER CONSTRUCTION	486	-0.41%	-1.02%
MAR-26	210	3.45%	16.02%		515	-1.34%	-10.28%		488	0.62%	-0.61%
FEB-26	203	0.50%	13.41%		522	0.00%	-11.22%		485	-0.61%	-0.82%
JAN-26	202	0.00%	14.12%		522	-1.88%	-12.56%		488	0.21%	-2.40%
DEC-25	202	-3.35%	15.43%		532	-1.85%	-12.93%		487	1.25%	-3.18%
NOV-25	209	0.00%	22.94%		542	1.12%	-13.97%		481	-1.64%	-7.32%
OCT-25	209	-2.34%	22.22%		536	0.56%	-15.46%		489	0.00%	0.00%
SEP-25	214	4.90%	29.70%		533	0.76%	-16.85%		489	0.00%	-6.32%
AUG-25	204	1.49%	25.15%		529	-0.94%	-17.86%		489	0.20%	-6.14%
JUL-25	201	2.55%	26.42%		534	-0.93%	-18.35%		488	-2.01%	-8.10%
JUN-25	196	3.16%	23.27%		539	-2.53%	-18.46%		498	0.00%	-7.43%
MAY-25	190	2.70%	18.01%		553	-1.78%	-16.59%		498	1.43%	-9.12%
APR-25	185	2.21%	17.09%	563	-1.92%	-16.10%	491	0.00%	-13.86%		

	QTY	% CHG BY MONTH	% CHG YOY		QTY	% CHG BY MONTH	% CHG YOY		QTY	% CHG BY MONTH	% CHG YOY
APR-26	404	-1.46%	0.25%	PUBLIC PROJECTS IN DESIGN	374	3.03%	2.19%	PUBLIC PROJECTS UNDER CONSTRUCTION	333	1.52%	6.05%
MAR-26	410	-0.73%	1.23%		363	-1.36%	-2.42%		328	4.46%	6.84%
FEB-26	413	-1.90%	5.09%		368	-1.60%	-1.34%		314	3.29%	2.28%
JAN-26	421	-3.22%	2.93%		374	1.08%	1.08%		304	-4.70%	-0.65%
DEC-25	435	-0.68%	3.82%		370	1.65%	0.54%		319	0.00%	4.93%
NOV-25	438	-1.57%	-0.45%		364	-0.27%	1.39%		319	-1.24%	2.57%
OCT-25	445	-2.41%	-0.89%		365	0.27%	4.29%		323	-0.62%	3.53%
SEP-25	456	-4.60%	0.44%		364	-2.41%	7.37%		325	4.50%	3.50%
AUG-25	478	-2.65%	2.80%		373	-1.06%	16.20%		311	0.97%	2.64%
JUL-25	491	-2.39%	5.36%		377	3.57%	18.55%		308	-1.60%	1.99%
JUN-25	503	15.63%	17.80%		364	-3.45%	7.69%		313	-0.63%	7.93%
MAY-25	435	7.94%	2.84%		377	3.01%	14.24%		315	0.32%	7.14%
APR-25	403	-0.49%	-3.13%	366	-1.61%	9.58%	314	2.28%	12.14%		

## PROJECTS BY STATUS

		QTY	% CHG BY MONTH	% CHG YOY		QTY	% CHG BY MONTH	% CHG YOY
APR-26	<b># OF PROJECTS IN PRE-BID</b>	1083	-1.10%	-1.46%	<b># OF PROJECTS IN POST-BID</b>	1560	0.00%	0.97%
MAR-26		1095	0.00%	-1.97%		1560	-0.19%	1.36%
FEB-26		1095	-1.26%	-2.75%		1563	0.90%	2.42%
JAN-26		1109	-1.07%	-3.06%		1549	-1.59%	0.85%
DEC-25		1121	-2.01%	-2.61%		1574	0.83%	5.82%
NOV-25		1144	-0.61%	-3.05%		1561	0.45%	-0.26%
OCT-25		1151	-0.43%	-3.76%		1554	0.06%	-1.27%
SEP-25		1156	-1.20%	-3.99%		1553	0.58%	-0.83%
AUG-25		1170	-1.18%	-3.86%		1544	0.26%	-0.52%
JUL-25		1184	-1.09%	-3.43%		1540	-0.45%	-0.77%
JUN-25		1197	5.18%	-0.58%		1547	-1.02%	-3.07%
MAY-25		1138	3.55%	-5.87%		1563	1.17%	5.64%
APR-25		1099	-1.61%	-9.32%		1545	0.39%	-4.45%

## AVAILABLE OPPORTUNITIES

		QTY	% CHG BY MONTH	% CHG YOY		QTY	% CHG BY MONTH	% CHG YOY
APR-26	<b>DESIGN CONTRACT # AVAILABLE</b>	689	-1.29%	6.00%	<b>CONSTRUCTION CONTRACT # AVAILABLE</b>	1535	-0.84%	0.59%
MAR-26		698	-0.29%	7.22%		1548	36.75%	2.04%
FEB-26		700	0.57%	8.70%		1132	-28.08%	-24.28%
JAN-26		696	0.43%	6.10%		1574	0.45%	5.00%
DEC-25		693	-3.62%	10.70%		1567	-3.09%	4.68%
NOV-25		719	-2.04%	11.82%		1617	-0.49%	7.51%
OCT-25		734	-1.34%	10.38%		1625	0.06%	5.59%
SEP-25		744	0.95%	12.05%		1624	46.57%	5.80%
AUG-25		737	-1.47%	10.00%		1108	-32.23%	-28.33%
JUL-25		748	-0.80%	12.99%		1635	-0.97%	6.45%
JUN-25		754	10.40%	22.60%		1651	5.43%	10.88%
MAY-25		683	5.08%	12.52%		1566	2.62%	6.39%
APR-25		650	-0.15%	7.44%		1526	0.59%	3.67%