

\$233.8B IN CONSTRUCTION
ACTIVITY ACROSS **3,051**
ARIZONA PROJECTS

\$173.2B
PRIVATE

\$60.6B
PUBLIC

PROJECTS BY STAGE

PLANNING DESIGN CONSTRUCTION

PRIVATE

196

539

498

PUBLIC

503

364

313

CONTRACTS AVAILABLE

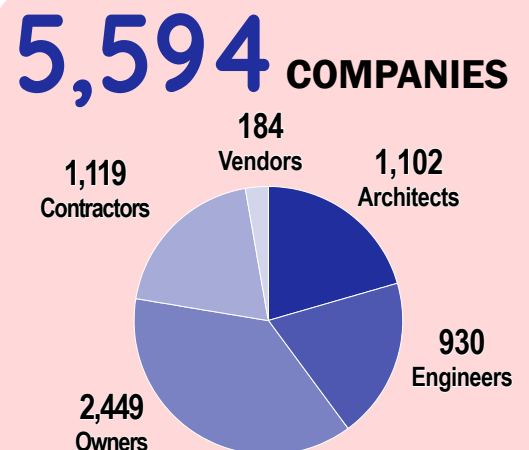
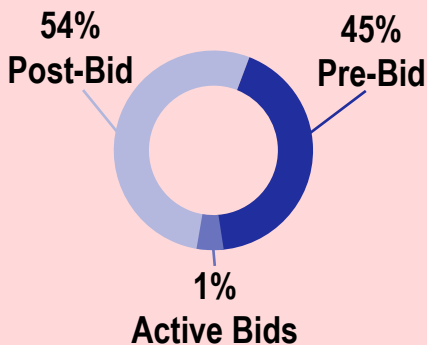
754

DESIGN

1,651

CONSTRUCTION

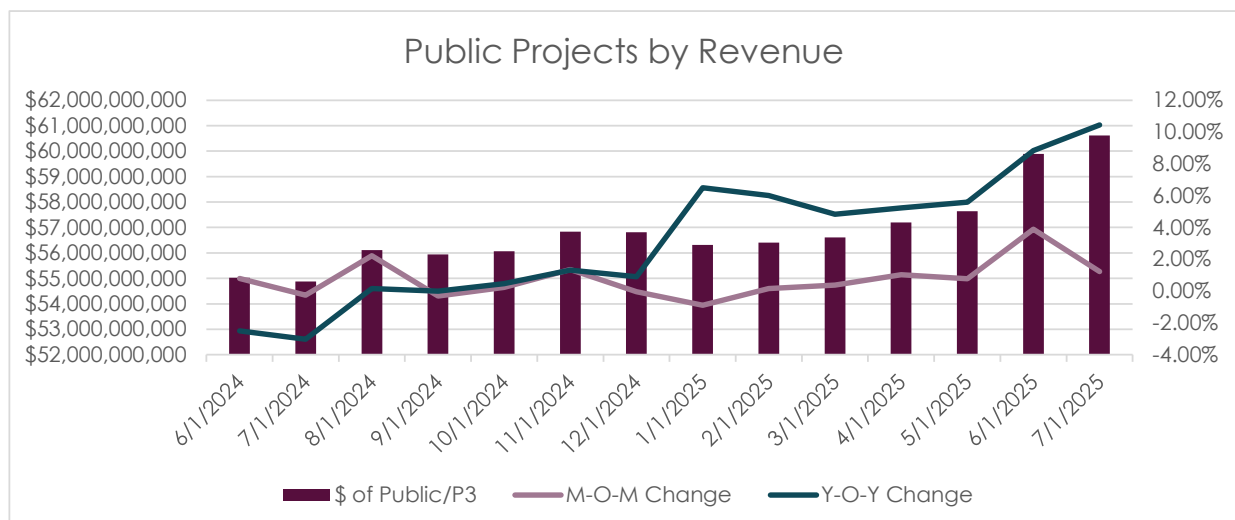
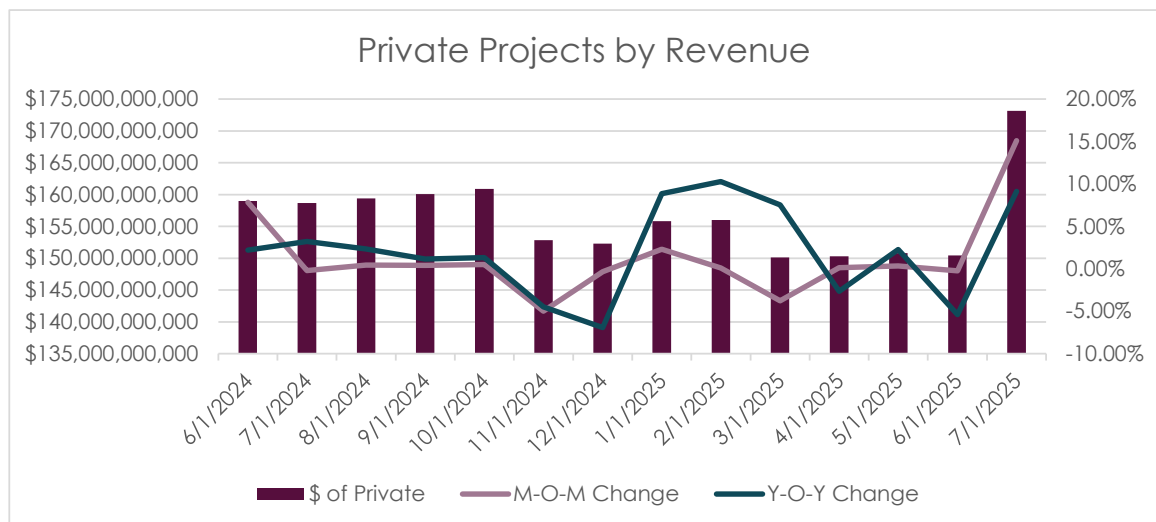
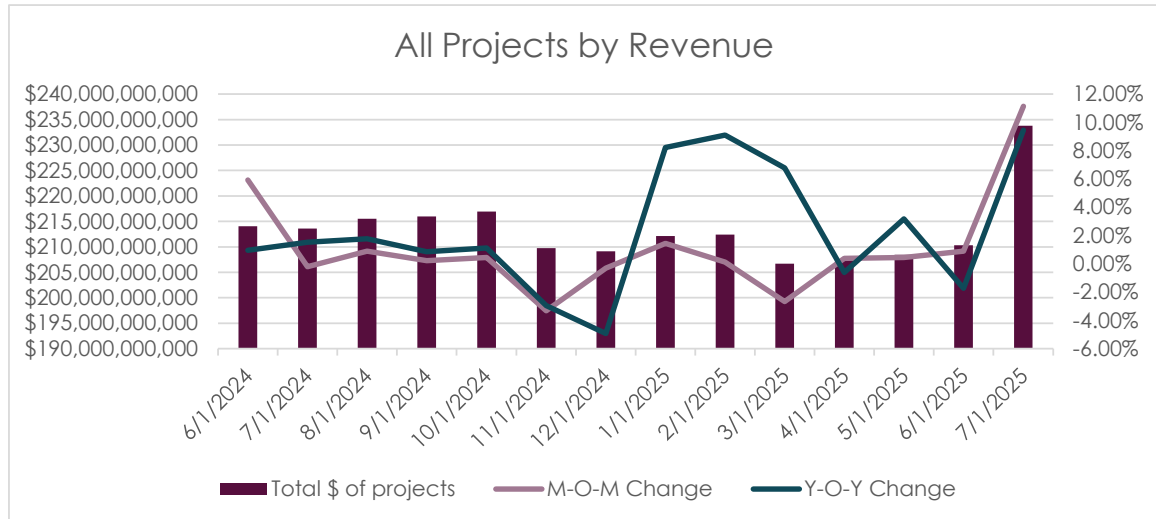
132 ADDED & 470 UPDATED
PROJECTS IN THE LAST 30 DAYS



BEHIND THE NUMBERS



HISTORICAL DATA



ACTIVE PROJECTS BY REVENUE

		\$\$\$	% CHG BY MONTH	% CHG YOY		\$\$\$	% CHG BY MONTH	% CHG YOY		\$\$\$	% CHG BY MONTH	% CHG YOY
JUN-25	TOTAL PROJECTS BY \$\$\$	\$233,772,621,848	11.15%	9.46%	PRIVATE \$\$\$	\$173,152,563,939	15.09%	9.12%	PUBLIC \$\$\$	\$60,620,057,909	1.23%	10.45%
MAY-25		\$210,329,530,808	0.90%	-1.73%		\$150,444,232,134	-0.25%	-5.38%		\$59,885,298,674	3.90%	8.84%
APR-25		\$208,458,031,408	0.46%	3.18%		\$150,819,350,737	0.33%	2.29%		\$57,638,680,671	0.78%	5.59%
MAR-25		\$207,511,846,624	0.38%	-0.61%		\$150,318,176,908	0.14%	-2.66%		\$57,193,669,716	1.02%	5.22%
FEB-25		\$206,716,935,984	-2.67%	6.79%		\$150,102,805,531	-3.78%	7.55%		\$56,614,130,453	0.38%	4.84%
JAN-25		\$212,397,192,351	0.12%	9.11%		\$155,996,465,157	0.10%	10.28%		\$56,400,727,194	0.16%	6.01%
DEC-24		\$212,151,388,254	1.45%	8.22%		\$155,840,629,942	2.32%	8.86%		\$56,310,758,312	-0.88%	6.49%
NOV-24		\$209,116,315,689	-0.30%	-4.92%		\$152,303,938,978	-0.35%	-6.93%		\$56,812,376,711	-0.03%	0.91%
OCT-24		\$209,754,938,149	-0.03%	-0.03%		\$152,831,241,451	-5.00%	-4.50%		\$56,831,241,451	1.36%	1.32%
SEP-24		\$216,942,320,406	0.44%	1.12%		\$160,871,496,698	0.51%	1.34%		\$56,070,823,708	0.24%	0.47%
AUG-24		\$215,993,758,950	0.23%	0.86%		\$160,057,006,648	0.41%	1.16%		\$55,936,752,302	-0.30%	-0.01%
JUL-24		\$215,506,394,234	0.91%	1.77%		\$159,398,686,374	0.45%	2.35%		\$56,107,707,860	2.23%	0.16%
JUN-24		\$213,570,410,485	-0.21%	1.53%		\$158,686,897,018	-0.20%	3.21%		\$54,883,513,467	-0.25%	-3.02%

ACTIVE PROJECT COUNTS

		QTY	% CHG BY MONTH	% CHG YOY		QTY	% CHG BY MONTH	% CHG YOY		QTY	% CHG BY MONTH	% CHG YOY
JUN-25	TOTAL PROJECTS BY #	3051	2.38%	3.67%	PRIVATE	1613	-0.25%	-3.18%	PUBLIC	1438	5.50%	12.61%
MAY-25		2980	1.53%	1.64%		1617	0.25%	-3.00%		1363	3.10%	7.75%
APR-25		2935	0.48%	-0.07%		1613	-0.19%	-4.39%		1322	1.30%	5.76%
MAR-25		2921	0.45%	0.69%		1616	-0.43%	-4.04%		1305	1.56%	7.23%
FEB-25		2908	-0.89%	0.52%		1623	-0.98%	-4.36%		1285	-0.77%	7.44%
JAN-25		2934	-0.31%	0.76%		1639	-0.30%	-4.65%		1295	-0.31%	8.55%
DEC-24		2943	-1.01%	1.31%		1644	-0.72%	-4.14%		1299	-1.37%	9.16%
NOV-24		2973	-0.87%	-3.69%		1656	-0.36%	-12.01%		1317	-1.50%	9.29%
OCT-24		2999	0.03%	-3.23%		1662	-0.36%	-12.06%		1337	0.53%	10.59%
SEP-24		2998	0.33%	-2.76%		1668	0.48%	-10.27%		1330	0.15%	8.66%
AUG-24		2988	0.00%	-3.49%		1660	-0.18%	-11.13%		1328	0.23%	8.14%
JUL-24		2988	1.53%	-2.83%		1663	-0.18%	-9.77%		1325	3.76%	7.55%
JUN-24		2943	0.38%	-3.29%		1666	-0.06%	-8.16%		1277	0.95%	3.91%

PROJECTS BY STAGE

	QTY	% CHG BY MONTH	% CHG YOY		QTY	% CHG BY MONTH	% CHG YOY		QTY	% CHG BY MONTH	% CHG YOY
JUN-25	196	3.16%	23.27%	PRIVATE PROJECTS IN DESIGN	539	-2.53%	-18.46%	PRIVATE PROJECTS UNDER CONSTRUCTION	498	0.00%	-7.43%
MAY-25	190	2.70%	18.01%		553	-1.78%	-16.59%		498	1.43%	-9.12%
APR-25	185	2.21%	17.09%		563	-1.92%	-16.10%		491	0.00%	-13.86%
MAR-25	181	1.12%	15.29%		574	-2.38%	-14.71%		491	0.41%	-13.40%
FEB-25	179	1.13%	15.48%		588	-1.51%	-15.40%		489	-2.20%	-14.06%
JAN-25	177	1.14%	13.46%		597	-2.29%	-14.22%		500	-0.60%	-15.40%
DEC-24	175	2.94%	10.06%		611	-3.02%	-11.58%		503	-3.08%	-15.46%
NOV-24	170	-0.58%	-47.53%		630	-0.63%	-10.13%		519	-0.57%	-12.77%
OCT-24	171	3.64%	-47.06%		634	-1.09%	-11.70%		522	0.00%	-12.71%
SEP-24	165	1.23%	-48.11%		641	-0.47%	-8.43%		522	0.19%	-11.38%
AUG-24	163	2.52%	-48.58%		644	-1.53%	-6.94%		521	-1.88%	-13.74%
JUL-24	159	0.00%	-49.20%		654	-1.06%	-4.39%		531	-1.30%	-10.76%
JUN-24	159	-1.24%	-47.87%		661	-0.30%	-1.34%		538	-1.82%	-9.58%

	QTY	% CHG BY MONTH	% CHG YOY		QTY	% CHG BY MONTH	% CHG YOY		QTY	% CHG BY MONTH	% CHG YOY
JUN-25	503	15.63%	17.80%	PUBLIC PROJECTS IN DESIGN	364	-3.45%	7.69%	PUBLIC PROJECTS UNDER CONSTRUCTION	313	-0.63%	7.93%
MAY-25	435	7.94%	2.84%		377	3.01%	14.24%		315	0.32%	7.14%
APR-25	403	-0.49%	-3.13%		366	-1.61%	9.58%		314	2.28%	12.14%
MAR-25	405	3.05%	0.75%		372	-0.27%	11.38%		307	0.00%	12.45%
FEB-25	393	-3.91%	-0.76%		373	0.81%	13.03%		307	0.33%	14.55%
JAN-25	409	-2.39%	0.25%		370	0.54%	22.52%		306	0.66%	15.47%
DEC-24	419	-4.77%	-1.87%		368	2.51%	24.32%		304	-2.25%	17.37%
NOV-24	440	-2.00%	-2.22%		359	2.57%	19.67%		311	-0.32%	22.44%
OCT-24	449	-1.10%	-6.65%		350	3.24%	20.27%		312	-0.64%	25.30%
SEP-24	454	-2.37%	-9.02%		339	5.61%	13.76%		314	3.63%	28.16%
AUG-24	465	-0.21%	-8.64%		321	0.94%	8.45%		303	0.33%	23.67%
JUL-24	466	9.13%	-11.07%		318	-5.92%	7.43%		302	4.14%	24.28%
JUN-24	427	0.95%	-19.13%		338	2.42%	11.55%		290	-1.36%	17.89%

PROJECTS BY STATUS

		QTY	% CHG BY MONTH	% CHG YOY		QTY	% CHG BY MONTH	% CHG YOY
JUN-25	# OF PROJECTS IN PRE-BID	1197	5.18%	-0.58%	# OF PROJECTS IN POST-BID	1547	-1.02%	-3.07%
MAY-25		1138	3.55%	-5.87%		1563	1.17%	5.64%
APR-25		1099	-1.61%	-9.32%		1545	0.39%	-4.45%
MAR-25		1117	-0.80%	-6.53%		1539	0.85%	-4.05%
FEB-25		1126	-1.57%	-7.70%		1526	-0.65%	5.71%
JAN-25		1144	-0.61%	-7.29%		1536	-0.39%	-4.89%
DEC-24		1151	-2.46%	-8.21%		1542	-1.47%	-3.99%
NOV-24		1180	-1.34%	-6.79%		1565	-0.57%	-2.00%
OCT-24		1196	-0.66%	-8.07%		1574	0.51%	-1.32%
SEP-24		1204	-1.07%	-7.24%		1566	0.90%	-1.63%
AUG-24		1217	-0.73%	-5.51%		1552	0.00%	-3.36%
JUL-24		1226	1.83%	-5.98%		1552	-2.76%	-2.21%
JUN-24		1204	-0.41%	-6.67%		1596	-0.13%	0.76%

AVAILABLE OPPORTUNITIES

		QTY	% CHG BY MONTH	% CHG YOY		QTY	% CHG BY MONTH	% CHG YOY
JUN-25	DESIGN CONTRACT # AVAILABLE	754	10.40%	22.60%	CONSTRUCTION CONTRACT # AVAILABLE	1651	5.43%	10.88%
MAY-25		683	5.08%	12.52%		1566	2.62%	6.39%
APR-25		650	-0.15%	7.44%		1526	0.59%	3.67%
MAR-25		651	1.09%	10.71%		1517	1.47%	5.71%
FEB-25		644	-1.83%	13.38%		1495	-0.27%	5.28%
JAN-25		656	4.79%	14.69%		1499	0.13%	5.64%
DEC-24		626	-2.64%	9.25%		1497	-0.47%	5.50%
NOV-24		643	-3.31%	-0.46%		1504	-2.27%	-5.23%
OCT-24		665	0.15%	1.53%		1539	0.26%	-3.81%
SEP-24		664	-0.90%	0.00%		1535	-0.71%	-3.46%
AUG-24		670	1.21%	-2.05%		1546	0.65%	-2.64%
JUL-24		662	7.64%	-2.93%		1536	3.16%	-1.98%
JUN-24		615	1.32%	-8.62%		1489	1.15%	-2.04%