

**\$207.5B** IN CONSTRUCTION  
ACTIVITY ACROSS **2,921**  
ARIZONA PROJECTS

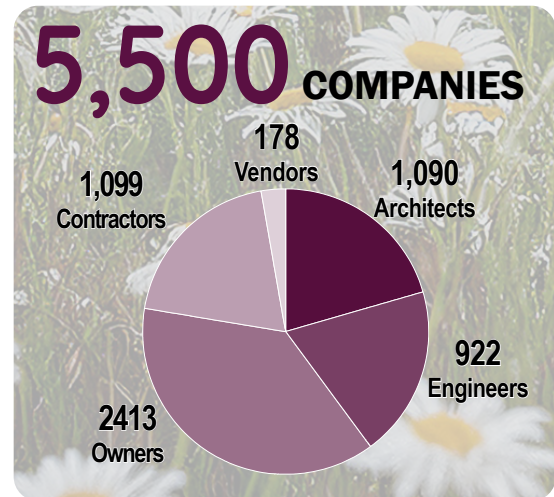
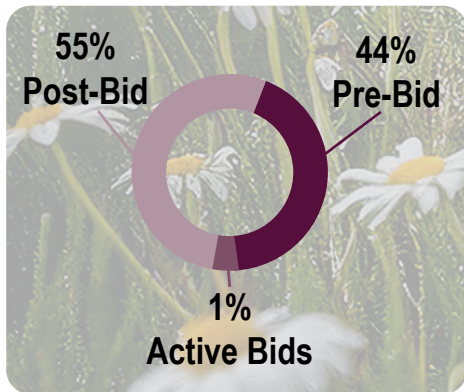


**PROJECTS BY STAGE**

	PLANNING	DESIGN	CONSTRUCTION
PRIVATE	181	574	491
PUBLIC	405	372	307

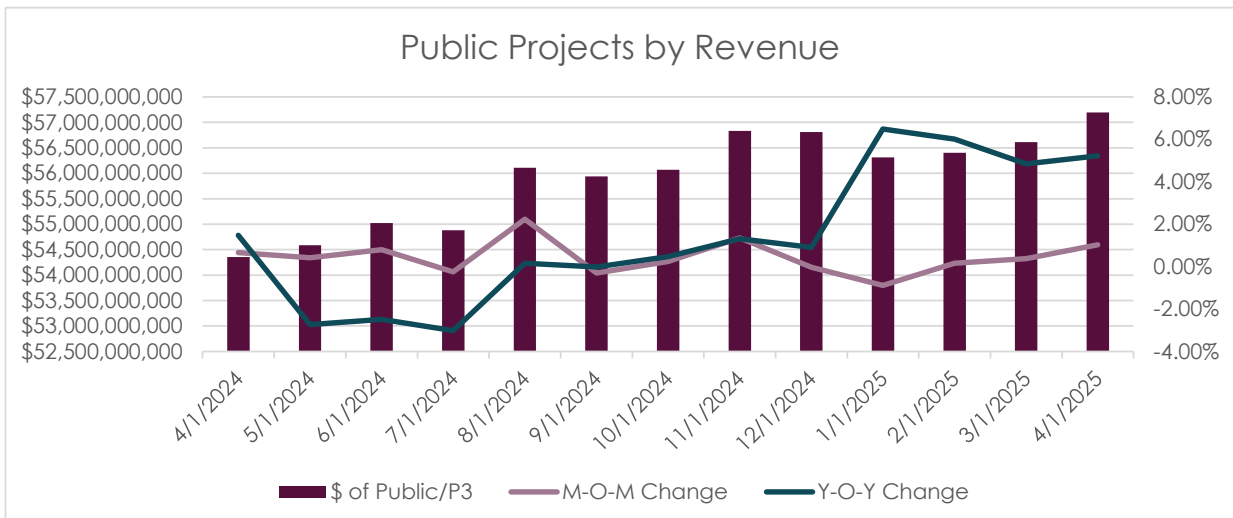
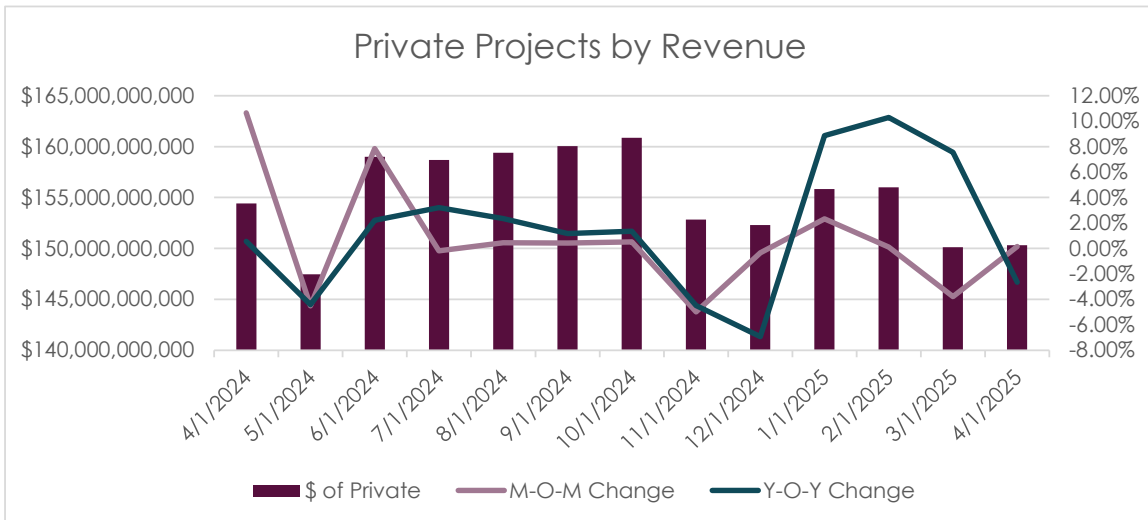
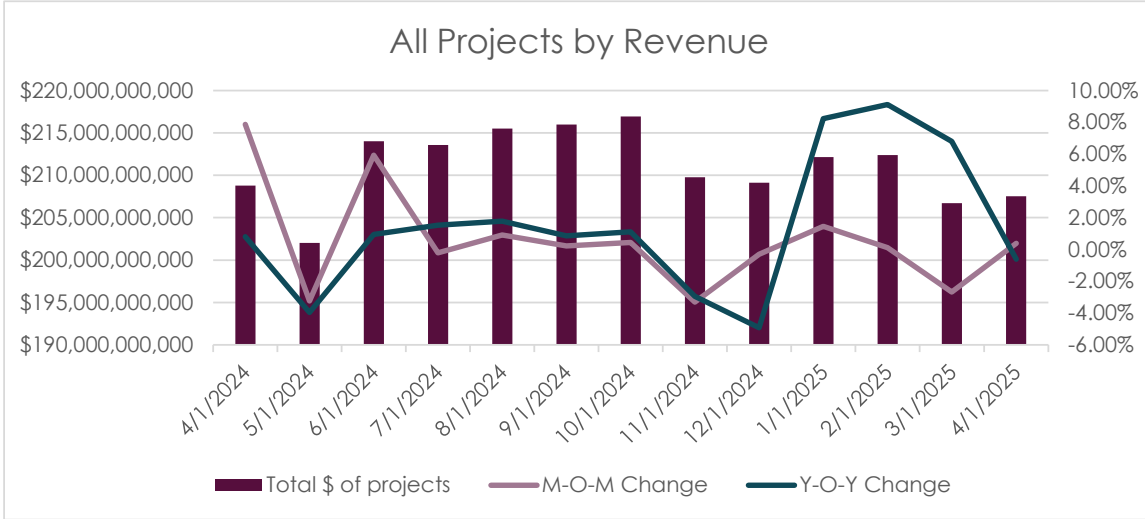


**58 ADDED & 415 UPDATED**  
PROJECTS IN THE LAST 30 DAYS



BEHIND THE NUMBERS

## HISTORICAL DATA



## ACTIVE PROJECTS BY REVENUE

	\$\$\$	% CHG BY MONTH	% CHG YOY		\$\$\$	% CHG BY MONTH	% CHG YOY		\$\$\$	% CHG BY MONTH	% CHG YOY
MAR-25	\$207,511,846,624	0.38%	-0.61%	PRIVATE \$\$\$	\$150,318,176,908	0.14%	-2.66%	PUBLIC \$\$\$	\$57,193,669,716	1.02%	5.22%
FEB-25	\$206,716,935,984	-2.67%	6.79%		\$150,102,805,531	-3.78%	7.55%		\$56,614,130,453	0.38%	4.84%
JAN-25	\$212,397,192,351	0.12%	9.11%		\$155,996,465,157	0.10%	10.28%		\$56,400,727,194	0.16%	6.01%
DEC-24	\$212,151,388,254	1.45%	8.22%		\$155,840,629,942	2.32%	8.86%		\$56,310,758,312	-0.88%	6.49%
NOV-24	\$209,116,315,689	-0.30%	-4.92%		\$152,303,938,978	-0.35%	-6.93%		\$56,812,376,711	-0.03%	0.91%
OCT-24	\$209,754,938,149	-0.03%	-0.03%		\$152,831,241,451	-5.00%	-4.50%		\$56,831,241,451	1.36%	1.32%
SEP-24	\$216,942,320,406	0.44%	1.12%		\$160,871,496,698	0.51%	1.34%		\$56,070,823,708	0.24%	0.47%
AUG-24	\$215,993,758,950	0.23%	0.86%		\$160,057,006,648	0.41%	1.16%		\$55,936,752,302	-0.30%	-0.01%
JUL-24	\$215,506,394,234	0.91%	1.77%		\$159,398,686,374	0.45%	2.35%		\$56,107,707,860	2.23%	0.16%
JUN-24	\$213,570,410,485	-0.21%	1.53%		\$158,686,897,018	-0.20%	3.21%		\$54,883,513,467	-0.25%	-3.02%
MAY-24	\$214,026,367,836	5.94%	0.95%		\$159,004,458,018	7.84%	2.21%		\$55,021,909,818	0.80%	-2.49%
APR-24	\$202,034,801,876	-3.23%	-3.97%		\$147,449,558,018	-4.52%	-4.41%		\$54,585,243,858	0.42%	-2.74%
MAR-24	\$208,783,593,701	7.86%	0.80%	\$154,428,088,574	10.64%	0.56%	\$54,355,505,127	0.66%	1.48%		

## ACTIVE PROJECT COUNTS

	QTY	% CHG BY MONTH	% CHG YOY		QTY	% CHG BY MONTH	% CHG YOY		QTY	% CHG BY MONTH	% CHG YOY
MAR-25	2921	0.45%	0.69%	PRIVATE	1616	-0.43%	-4.04%	PUBLIC	1305	1.56%	7.23%
FEB-25	2908	-0.89%	0.52%		1623	-0.98%	-4.36%		1285	-0.77%	7.44%
JAN-25	2934	-0.31%	0.76%		1639	-0.30%	-4.65%		1295	-0.31%	8.55%
DEC-24	2943	-1.01%	1.31%		1644	-0.72%	-4.14%		1299	-1.37%	9.16%
NOV-24	2973	-0.87%	-3.69%		1656	-0.36%	-12.01%		1317	-1.50%	9.29%
OCT-24	2999	0.03%	-3.23%		1662	-0.36%	-12.06%		1337	0.53%	10.59%
SEP-24	2998	0.33%	-2.76%		1668	0.48%	-10.27%		1330	0.15%	8.66%
AUG-24	2988	0.00%	-3.49%		1660	-0.18%	-11.13%		1328	0.23%	8.14%
JUL-24	2988	1.53%	-2.83%		1663	-0.18%	-9.77%		1325	3.76%	7.55%
JUN-24	2943	0.38%	-3.29%		1666	-0.06%	-8.16%		1277	0.95%	3.91%
MAY-24	2932	-0.17%	-2.23%		1667	-1.19%	-7.08%		1265	1.20%	4.98%
APR-24	2937	1.24%	-0.58%		1687	0.18%	-5.22%		1250	2.71%	6.47%
MAR-24	2901	0.28%	0.03%	1684	-0.77%	-4.26%	1217	1.76%	6.66%		

## PROJECTS BY STAGE

	QTY	% CHG BY MONTH	% CHG YOY		QTY	% CHG BY MONTH	% CHG YOY		QTY	% CHG BY MONTH	% CHG YOY
MAR-25	181	1.12%	15.29%	PRIVATE PROJECTS IN DESIGN	574	-2.38%	-14.71%	PRIVATE PROJECTS UNDER CONSTRUCTION	491	0.41%	-13.40%
FEB-25	179	1.13%	15.48%		588	-1.51%	-15.40%		489	-2.20%	-14.06%
JAN-25	177	1.14%	13.46%		597	-2.29%	-14.22%		500	-0.60%	-15.40%
DEC-24	175	2.94%	10.06%		611	-3.02%	-11.58%		503	-3.08%	-15.46%
NOV-24	170	-0.58%	-47.53%		630	-0.63%	-10.13%		519	-0.57%	-12.77%
OCT-24	171	3.64%	-47.06%		634	-1.09%	-11.70%		522	0.00%	-12.71%
SEP-24	165	1.23%	-48.11%		641	-0.47%	-8.43%		522	0.19%	-11.38%
AUG-24	163	2.52%	-48.58%		644	-1.53%	-6.94%		521	-1.88%	-13.74%
JUL-24	159	0.00%	-49.20%		654	-1.06%	-4.39%		531	-1.30%	-10.76%
JUN-24	159	-1.24%	-47.87%		661	-0.30%	-1.34%		538	-1.82%	-9.58%
MAY-24	161	1.90%	-46.51%		663	-1.19%	0.15%		548	-3.86%	-9.42%
APR-24	158	0.64%	-48.03%		671	-0.30%	1.21%		570	0.53%	-4.84%
MAR-24	157	1.29%	-47.67%	673	-3.17%	3.70%	567	-0.35%	-5.18%		

	QTY	% CHG BY MONTH	% CHG YOY		QTY	% CHG BY MONTH	% CHG YOY		QTY	% CHG BY MONTH	% CHG YOY
MAR-25	405	3.05%	0.75%	PUBLIC PROJECTS IN DESIGN	372	-0.27%	11.38%	PUBLIC PROJECTS UNDER CONSTRUCTION	307	0.00%	12.45%
FEB-25	393	-3.91%	-0.76%		373	0.81%	13.03%		307	0.33%	14.55%
JAN-25	409	-2.39%	0.25%		370	0.54%	22.52%		306	0.66%	15.47%
DEC-24	419	-4.77%	-1.87%		368	2.51%	24.32%		304	-2.25%	17.37%
NOV-24	440	-2.00%	-2.22%		359	2.57%	19.67%		311	-0.32%	22.44%
OCT-24	449	-1.10%	-6.65%		350	3.24%	20.27%		312	-0.64%	25.30%
SEP-24	454	-2.37%	-9.02%		339	5.61%	13.76%		314	3.63%	28.16%
AUG-24	465	-0.21%	-8.64%		321	0.94%	8.45%		303	0.33%	23.67%
JUL-24	466	9.13%	-11.07%		318	-5.92%	7.43%		302	4.14%	24.28%
JUN-24	427	0.95%	-19.13%		338	2.42%	11.55%		290	-1.36%	17.89%
MAY-24	423	1.68%	-20.49%		330	-1.20%	11.86%		294	5.00%	21.99%
APR-24	416	3.48%	-19.54%		334	0.00%	14.38%		280	2.56%	17.15%
MAR-24	402	1.52%	-17.79%	334	1.21%	15.17%	273	1.87%	15.68%		

## PROJECTS BY STATUS

		QTY	% CHG BY MONTH	% CHG YOY		QTY	% CHG BY MONTH	% CHG YOY
MAR-25	<b># OF PROJECTS IN PRE-BID</b>	1117	-0.80%	-6.53%	<b># OF PROJECTS IN POST-BID</b>	1539	0.85%	-4.05%
FEB-25		1126	-1.57%	-7.70%		1526	-0.65%	5.71%
JAN-25		1144	-0.61%	-7.29%		1536	-0.39%	-4.89%
DEC-24		1151	-2.46%	-8.21%		1542	-1.47%	-3.99%
NOV-24		1180	-1.34%	-6.79%		1565	-0.57%	-2.00%
OCT-24		1196	-0.66%	-8.07%		1574	0.51%	-1.32%
SEP-24		1204	-1.07%	-7.24%		1566	0.90%	-1.63%
AUG-24		1217	-0.73%	-5.51%		1552	0.00%	-3.36%
JUL-24		1226	1.83%	-5.98%		1552	-2.76%	-2.21%
JUN-24		1204	-0.41%	-6.67%		1596	-0.13%	0.76%
MAY-24		1209	-0.25%	-6.42%		1598	-1.18%	1.91%
APR-24		1212	1.42%	-5.31%		1617	0.81%	4.39%
MAR-24		1195	-2.05%	-3.32%		1604	0.19%	3.55%

## AVAILABLE OPPORTUNITIES

		QTY	% CHG BY MONTH	% CHG YOY		QTY	% CHG BY MONTH	% CHG YOY
MAR-25	<b>DESIGN CONTRACT # AVAILABLE</b>	651	1.09%	10.71%	<b>CONSTRUCTION CONTRACT # AVAILABLE</b>	1517	1.47%	5.71%
FEB-25		644	-1.83%	13.38%		1495	-0.27%	5.28%
JAN-25		656	4.79%	14.69%		1499	0.13%	5.64%
DEC-24		626	-2.64%	9.25%		1497	-0.47%	5.50%
NOV-24		643	-3.31%	-0.46%		1504	-2.27%	-5.23%
OCT-24		665	0.15%	1.53%		1539	0.26%	-3.81%
SEP-24		664	-0.90%	0.00%		1535	-0.71%	-3.46%
AUG-24		670	1.21%	-2.05%		1546	0.65%	-2.64%
JUL-24		662	7.64%	-2.93%		1536	3.16%	-1.98%
JUN-24		615	1.32%	-8.62%		1489	1.15%	-2.04%
MAY-24		607	0.33%	-8.17%		1472	0.00%	-0.88%
APR-24		605	2.89%	-5.17%		1472	2.58%	1.59%
MAR-24		588	3.52%	-4.55%		1435	1.06%	1.85%