

**\$212.4B** IN CONSTRUCTION  
ACTIVITY ACROSS **2,934**  
ARIZONA PROJECTS



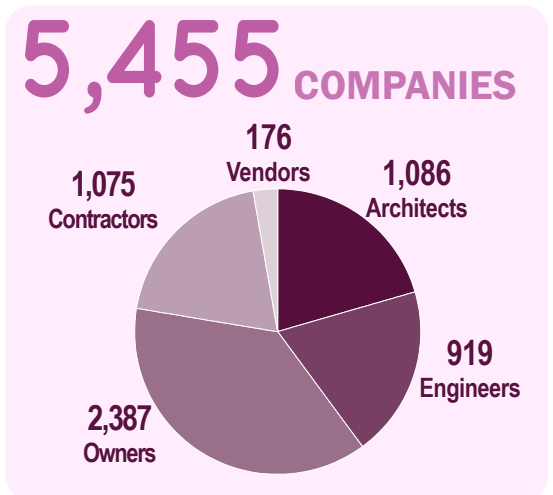
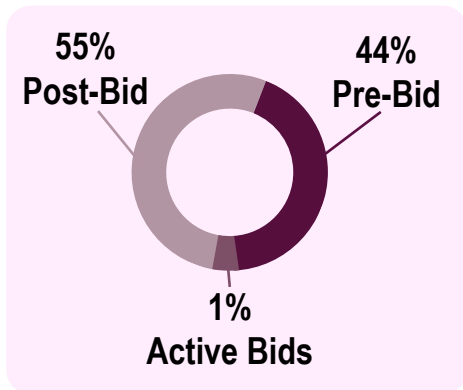
**PROJECTS BY STAGE**

	PLANNING	DESIGN	CONSTRUCTION
PRIVATE	177	597	500
PUBLIC	409	370	306

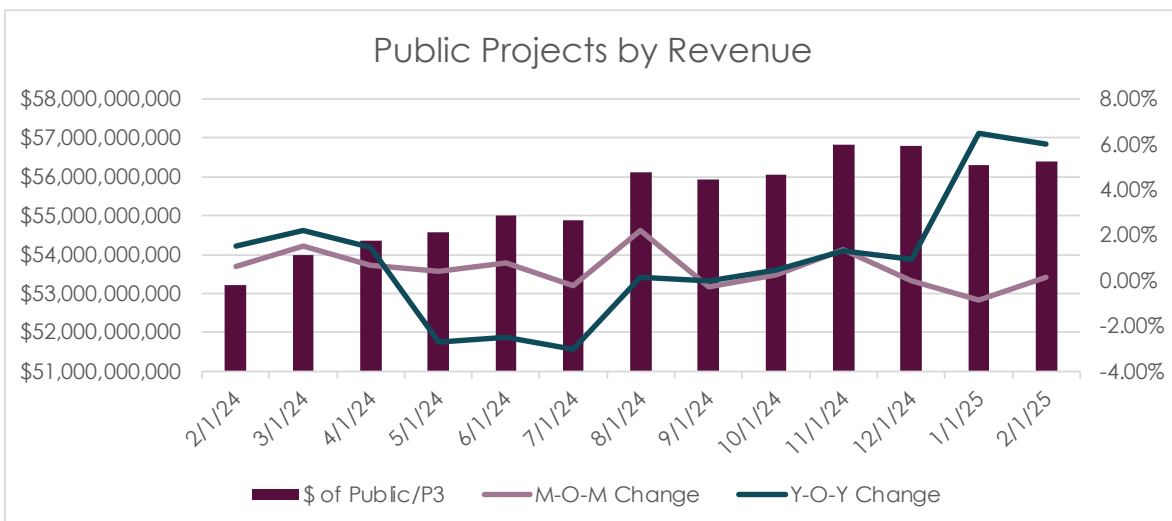
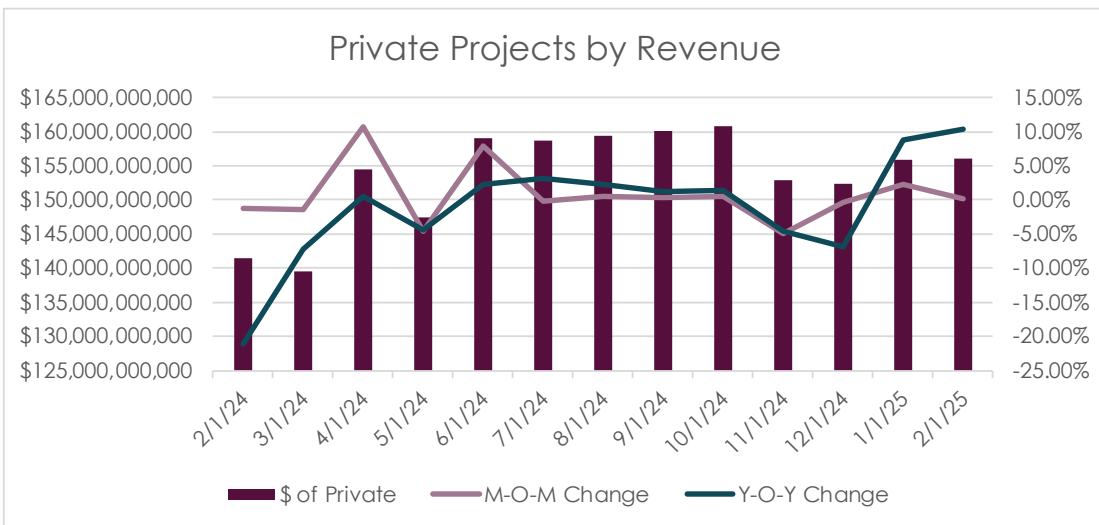
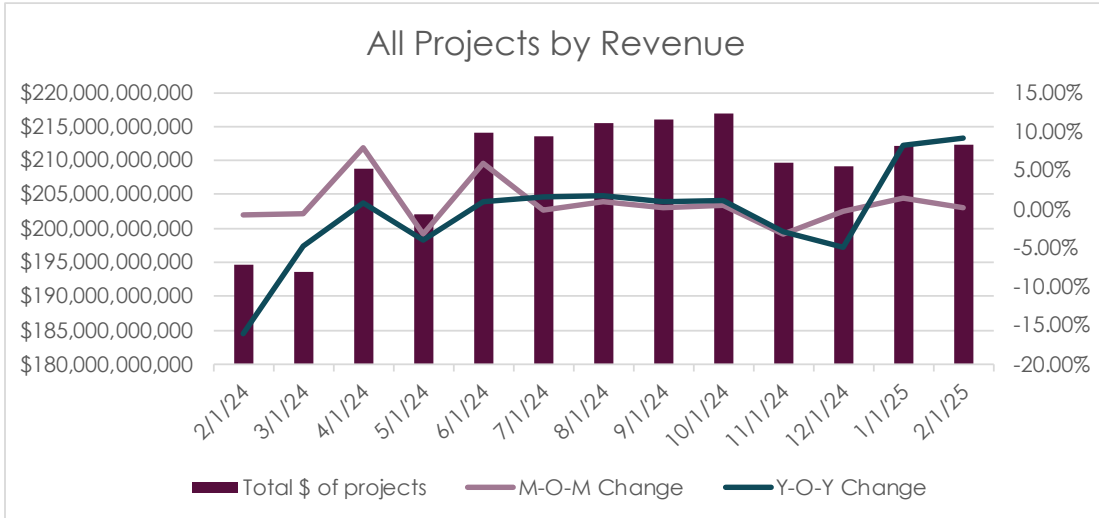
**CONTRACTS AVAILABLE**

**656** | **1,499**  
DESIGN | CONSTRUCTION

**48 ADDED & 358 UPDATED**  
PROJECTS IN THE LAST 30 DAYS



## HISTORICAL DATA



## ACTIVE PROJECTS BY REVENUE

	\$\$\$	% CHG BY MONTH	% CHG YOY		\$\$\$	% CHG BY MONTH	% CHG YOY		\$\$\$	% CHG BY MONTH	% CHG YOY
JAN-25	\$212,397,192,351	0.12%	9.11%	PRIVATE \$\$\$	\$155,996,465,157	0.10%	10.28%	PUBLIC \$\$\$	\$56,400,727,194	0.16%	6.01%
DEC-24	\$212,151,388,254	1.45%	8.22%		\$155,840,629,942	2.32%	8.86%		\$56,310,758,312	-0.88%	6.49%
NOV-24	\$209,116,315,689	-0.30%	-4.92%		\$152,303,938,978	-0.35%	-6.93%		\$56,812,376,711	-0.03%	0.91%
OCT-24	\$209,754,938,149	-0.03%	-0.03%		\$152,831,241,451	-5.00%	-4.50%		\$56,831,241,451	1.36%	1.32%
SEP-24	\$216,942,320,406	0.44%	1.12%		\$160,871,496,698	0.51%	1.34%		\$56,070,823,708	0.24%	0.47%
AUG-24	\$215,993,758,950	0.23%	0.86%		\$160,057,006,648	0.41%	1.16%		\$55,936,752,302	-0.30%	-0.01%
JUL-24	\$215,506,394,234	0.91%	1.77%		\$159,398,686,374	0.45%	2.35%		\$56,107,707,860	2.23%	0.16%
JUN-24	\$213,570,410,485	-0.21%	1.53%		\$158,686,897,018	-0.20%	3.21%		\$54,883,513,467	-0.25%	-3.02%
MAY-24	\$214,026,367,836	5.94%	0.95%		\$159,004,458,018	7.84%	2.21%		\$55,021,909,818	0.80%	-2.49%
APR-24	\$202,034,801,876	-3.23%	-3.97%		\$147,449,558,018	-4.52%	-4.41%		\$54,585,243,858	0.42%	-2.74%
MAR-24	\$208,783,593,701	7.86%	0.80%		\$154,428,088,574	10.64%	0.56%		\$54,355,505,127	0.66%	1.48%
FEB-24	\$193,571,636,422	-0.56%	-4.78%		\$139,571,165,530	-1.33%	-7.23%		\$54,000,470,892	1.50%	2.22%
JAN-24	\$194,660,582,885	-0.70%	-16.01%	\$141,457,005,896	-1.19%	-21.13%	\$53,203,576,990	0.62%	1.50%		

## ACTIVE PROJECT COUNTS

	QTY	% CHG BY MONTH	% CHG YOY		QTY	% CHG BY MONTH	% CHG YOY		QTY	% CHG BY MONTH	% CHG YOY
JAN-25	2934	-0.31%	0.76%	PRIVATE	1639	-0.30%	-4.65%	PUBLIC	1295	-0.31%	8.55%
DEC-24	2943	-1.01%	1.31%		1644	-0.72%	-4.14%		1299	-1.37%	9.16%
NOV-24	2973	-0.87%	-3.69%		1656	-0.36%	-12.01%		1317	-1.50%	9.29%
OCT-24	2999	0.03%	-3.23%		1662	-0.36%	-12.06%		1337	0.53%	10.59%
SEP-24	2998	0.33%	-2.76%		1668	0.48%	-10.27%		1330	0.15%	8.66%
AUG-24	2988	0.00%	-3.49%		1660	-0.18%	-11.13%		1328	0.23%	8.14%
JUL-24	2988	1.53%	-2.83%		1663	-0.18%	-9.77%		1325	3.76%	7.55%
JUN-24	2943	0.38%	-3.29%		1666	-0.06%	-8.16%		1277	0.95%	3.91%
MAY-24	2932	-0.17%	-2.23%		1667	-1.19%	-7.08%		1265	1.20%	4.98%
APR-24	2937	1.24%	-0.58%		1687	0.18%	-5.22%		1250	2.71%	6.47%
MAR-24	2901	0.28%	0.03%		1684	-0.77%	-4.26%		1217	1.76%	6.66%
FEB-24	2893	-0.65%	1.69%		1697	-1.28%	-2.69%		1196	0.25%	8.63%
JAN-24	2912	0.24%	3.48%	1719	0.23%	-1.94%	1193	0.25%	12.44%		

## PROJECTS BY STAGE

	QTY	% CHG BY MONTH	% CHG YOY		QTY	% CHG BY MONTH	% CHG YOY		QTY	% CHG BY MONTH	% CHG YOY
JAN-25	177	114%	13.46%	PRIVATE PROJECTS IN DESIGN	597	-2.29%	-14.22%	PRIVATE PROJECTS UNDER CONSTRUCTION	500	-0.60%	-15.40%
DEC-24	175	2.94%	10.06%		611	-3.02%	-11.58%		503	-3.08%	-15.46%
NOV-24	170	-0.58%	-47.53%		630	-0.63%	-10.13%		519	-0.57%	-12.77%
OCT-24	171	3.64%	-47.06%		634	-1.09%	-11.70%		522	0.00%	-12.71%
SEP-24	165	1.23%	-48.11%		641	-0.47%	-8.43%		522	0.19%	-11.38%
AUG-24	163	2.52%	-48.58%		644	-1.53%	-6.94%		521	-1.88%	-13.74%
JUL-24	159	0.00%	-49.20%		654	-1.06%	-4.39%		531	-1.30%	-10.76%
JUN-24	159	-1.24%	-47.87%		661	-0.30%	-1.34%		538	-1.82%	-9.58%
MAY-24	161	1.90%	-46.51%		663	-1.19%	0.15%		548	-3.86%	-9.42%
APR-24	158	0.64%	-48.03%		671	-0.30%	1.21%		570	0.53%	-4.84%
MAR-24	157	1.29%	-47.67%		673	-3.17%	3.70%		567	-0.35%	-5.18%
FEB-24	155	-0.64%	-48.16%		695	-0.14%	5.78%		569	-3.72%	-1.90%
JAN-24	156	-1.89%	-48.68%	696	0.72%	2.81%	591	-0.67%	2.60%		

	QTY	% CHG BY MONTH	% CHG YOY		QTY	% CHG BY MONTH	% CHG YOY		QTY	% CHG BY MONTH	% CHG YOY
JAN-25	409	-2.39%	0.25%	PUBLIC PROJECTS IN DESIGN	370	0.54%	22.52%	PUBLIC PROJECTS UNDER CONSTRUCTION	306	0.66%	15.47%
DEC-24	419	-4.77%	-1.87%		368	2.51%	24.32%		304	-2.25%	17.37%
NOV-24	440	-2.00%	-2.22%		359	2.57%	19.67%		311	-0.32%	22.44%
OCT-24	449	-1.10%	-6.65%		350	3.24%	20.27%		312	-0.64%	25.30%
SEP-24	454	-2.37%	-9.02%		339	5.61%	13.76%		314	3.63%	28.16%
AUG-24	465	-0.21%	-8.64%		321	0.94%	8.45%		303	0.33%	23.67%
JUL-24	466	9.13%	-11.07%		318	-5.92%	7.43%		302	4.14%	24.28%
JUN-24	427	0.95%	-19.13%		338	2.42%	11.55%		290	-1.36%	17.89%
MAY-24	423	1.68%	-20.49%		330	-1.20%	11.86%		294	5.00%	21.99%
APR-24	416	3.48%	-19.54%		334	0.00%	14.38%		280	2.56%	17.15%
MAR-24	402	1.52%	-17.79%		334	1.21%	15.17%		273	1.87%	15.68%
FEB-24	396	-2.94%	-13.91%		330	9.27%	15.38%		268	1.13%	13.08%
JAN-24	408	-4.45%	-6.85%	302	2.03%	6.34%	265	2.32%	17.78%		

## PROJECTS BY STATUS

		QTY	% CHG BY MONTH	% CHG YOY		QTY	% CHG BY MONTH	% CHG YOY
JAN-25	<b># OF PROJECTS IN PRE-BID</b>	1144	-0.61%	-7.29%	<b># OF PROJECTS IN POST-BID</b>	1536	-0.39%	-4.89%
DEC-24		1151	-2.46%	-8.21%		1542	-1.47%	-3.99%
NOV-24		1180	-1.34%	-6.79%		1565	-0.57%	-2.00%
OCT-24		1196	-0.66%	-8.07%		1574	0.51%	-1.32%
SEP-24		1204	-1.07%	-7.24%		1566	0.90%	-1.63%
AUG-24		1217	-0.73%	-5.51%		1552	0.00%	-3.36%
JUL-24		1226	1.83%	-5.98%		1552	-2.76%	-2.21%
JUN-24		1204	-0.41%	-6.67%		1596	-0.13%	0.76%
MAY-24		1209	-0.25%	-6.42%		1598	-1.18%	1.91%
APR-24		1212	1.42%	-5.31%		1617	0.81%	4.39%
MAR-24		1195	-2.05%	-3.32%		1604	0.19%	3.55%
FEB-24		1220	-1.13%	0.83%		1601	-0.87%	5.33%
JAN-24		1234	-1.59%	1.90%		1615	0.56%	7.38%

## AVAILABLE OPPORTUNITIES

		QTY	% CHG BY MONTH	% CHG YOY		QTY	% CHG BY MONTH	% CHG YOY
JAN-25	<b>DESIGN CONTRACT # AVAILABLE</b>	656	4.79%	14.69%	<b>CONSTRUCTION CONTRACT # AVAILABLE</b>	1499	0.13%	5.64%
DEC-24		626	-2.64%	9.25%		1497	-0.47%	5.50%
NOV-24		643	-3.31%	-0.46%		1504	-2.27%	-5.23%
OCT-24		665	0.15%	1.53%		1539	0.26%	-3.81%
SEP-24		664	-0.90%	0.00%		1535	-0.71%	-3.46%
AUG-24		670	1.21%	-2.05%		1546	0.65%	-2.64%
JUL-24		662	7.64%	-2.93%		1536	3.16%	-1.98%
JUN-24		615	1.32%	-8.62%		1489	1.15%	-2.04%
MAY-24		607	0.33%	-8.17%		1472	0.00%	-0.88%
APR-24		605	2.89%	-5.17%		1472	2.58%	1.59%
MAR-24		588	3.52%	-4.55%		1435	1.06%	1.85%
FEB-24		568	-0.70%	-3.89%		1420	0.07%	3.05%
JAN-24		572	-0.17%	2.51%		1419	0.00%	5.19%